










Rosedale Landscape and Garden
Second Quarter Product Sales Summary

	April	May	June	Product Total	April/May/June		
U.S.	=U.S.!B10	=U.S.!C10	=U.S.!D10	=SUM(B5:D5)			
Canada	=Canada!B10	=Canada!C10	=Canada!D10	=SUM(B6:D6)			
Total	=SUM(B5:B6)	=SUM(C5:C6)	=SUM(D5:D6)	=SUM(B7:D7)			

Rosedale Landscape and Garden

Second Quarter Product Sales Summary: U.S.

	April	May	June	Product Total	Percent of Total
Sod	419314	421698	488742	=SUM(B5:D5)	=E5/\$E\$10
Trees	221668	188752	220950	=SUM(B6:D6)	=E6/\$E\$10
Shrubs	123661	124080	125900	=SUM(B7:D7)	=E7/\$E\$10
Roses	315774	284883	276902	=SUM(B8:D8)	=E8/\$E\$10
Color	216500	217010	216823	=SUM(B9:D9)	=E9/\$E\$10
Monthly Total	=SUM(B5:B9)	=SUM(C5:C9)	=SUM(D5:D9)	=SUM(B10:D10)	

Rosedale Landscape and Garden
Second Quarter Product Sales Summary: Canada

	April	May	June	Product Total	Percent of Total
Sod	374642	431698	444905	=SUM(B5:D5)	=E5/\$E\$10
Trees	316750	387800	366325	=SUM(B6:D6)	=E6/\$E\$10
Shrubs	217950	217402	218633	=SUM(B7:D7)	=E7/\$E\$10
Roses	212050	211475	212268	=SUM(B8:D8)	=E8/\$E\$10
Color	352960	323554	382684	=SUM(B9:D9)	=E9/\$E\$10
Monthly Total	=SUM(B5:B9)	=SUM(C5:C9)	=SUM(D5:D9)	=SUM(B10:D10)	